

Product Description





BT1

Bluetooth Smart Access Control



Product Name	Standalone Access Control & Bluetooth card reader
Model	BT1
Working Temperature	- 20 ~ 50 ° C
Card Type	EM Card
Dimension	130x75x17mm
Operating humidity	0-95%



Bluetooth Support

Bluetooth is supported for smart phone remote access control.



App Advantages

- a). Easy to access and share
- b). Multi-devices management
- c). Multi-user management



Attractive Appearance & Beautiful Luminous Buttons

- > New access control design with attractive appearance. Plastic panel with faux-metallic design, third dimension design. Make you feel safe and calm.
- > Beautiful white luminous buttons, you can press the PIN conveniently in the dark.

Multi-Function & Built-in Proximity Card Reader

Multi-Function , can be used as a standalone access control and a RFID card reader. Multiple keypad output format, can work with all kinds of controllers , convenient for Your operation. Open the door with proximity card, safe and reliable



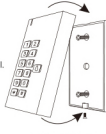
Built-in Doorbell Function & Easy to work with all locks

- > Built-in doorbell function ,convenient for guests.
- > 500 user capacity, apply to office, villa ,family using.
- > IT can also work with various electric lock and No need to change external wiring.



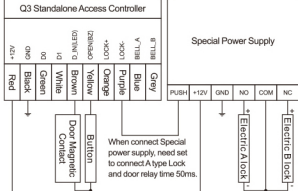
Installation

- 1 Following the figure and draw the installation and cable hole on the wall. Use φ6mm drill bit for drilling two installation hole and φ10mm drill bit for drilling cable hole.
- 2 Insert rubber bungs to installation hole , fix the back shell of the controller on the wall.
- 3 Pull controller' s cable through the cable hole, connecting the wire needed according to wiring diagram.(use electrical tape to cover the wire not used)
- 4 Plug 10P connection wire to PCB board of controller; fasten the front cover on the back shell with anti-vandal screw.



Installation Figure

Wiring



Wiring Diagram(Special Power Supply)